



# TRAVELIN' TEENS



GET READY TO  
**TRAVEL**



# What's in the Welcome Packet



1. Welcome Letter & Meet the Director
2. Before Camp To-do list
3. Electronics Policy
4. What to Bring List
5. Camp Schedules
6. FAQ's



---

# Welcome To Travelin' Teens

First off, I wanted to thank you for entrusting the KAH Travelin' Teens team with the care of your camper. It is a trust we work hard to keep. We are a tight-knit team of KAH directors and group leaders and we continually undergo training and professional development courses to improve our knowledge and skill sets to best serve your camper!

I understand the huge impact camp can have on kids and teens, and it is from this perspective I will do everything we possibly can to ensure their safety while also having a ton of fun!

We have been planning this Summer since last Summer and we cannot wait for all of the **FANTASTIC** fun we have planned!

Meet  
Nicole!


My name is Nicole Brown and I'm the Travelin' Teens Director! I started working with children in 2004 and knew I had found my career for life. I joined the KAH team in 2007 and never left! While I do work for KAH year round, camp is my absolute FAVORITE! If you have any questions at all, I am always happy to chat about camp!



[Nicole@kidsafterhours.com](mailto:Nicole@kidsafterhours.com)


---

# Before Camp To-Do List



## 1. Complete Summer Camp Forms:


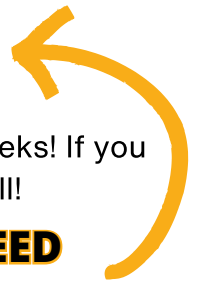
These can be found on our website at: <http://www.kidsafterhours.com> And, I know it stinks, but these need to be filled out even if your child is a returning camper or comes to us during the school year... OH! One more thing, you only need to fill out the **Medication Administration Form** and have a doctor sign the Emergency Contact form if your child will need to take medication during the camp day (**this includes emergency medication like epi-pens and inhalers**).



## 2. Look Over Camp Schedules!


Please double check to make sure your child is enrolled for the correct weeks! If you need to make any changes or have any questions, feel free to give us a call!

**PLEASE CANCEL ANY WEEKS YOU NO LONGER NEED**  
**We don't want you to pay for a week you will not use**



## 3. Join Our Camp Orientation!


We would love for you and your child(ren) to join our camp orientation! It's not mandatory, but we would love the chance to meet you all! This is a great opportunity to meet the camp director, counselors, and ask any questions you have before camp begins! Camp Orientation will be **June 12th at 7pm at Garrett Park Elementary**



## 4. Know The Tuition Info:

We will not be able to have automatic billing for this summer. If you would like to pay in full, or need to rearrange due dates please let us know! The tuition dates can be seen below:

**Weeks 1,2,3 will be due June 1st 2024**  
**Weeks 4,5,6 and 7 will be due July 1st 2024**  
**Weeks 8 and 9 will be due August 1st 2024**



## 5. Get Ready For A GREAT Summer!

Check our "What to bring" lists on our website to see what your child will need for camp each day!

# ELECTRONICS POLICY!



Do you remember the butterflies in your stomach on the first day of school or joining a new team? Do you remember when you had to solve those little problems of childhood (where to sit, who to sit with, asking an adult for help)? Or how those jittery feelings at the beginning of the day slowly dissolved as you felt comfortable and learned that YOU could solve your own problems. These are important lessons that our children (grandkids in my case) need to learn as part of growing up. We want kids to tackle these movements head-on, without a digital crutch. Cell phones and electronics get in the way of that important growing process.

Cell phones and electronics hinder these important goals. Not to mention having to police the content kids may be viewing. For these reasons, phones and watches should NOT be brought to camp. Please don't have your child "hide" their phone in their backpack. When we see phones or electronics we will make sure they are kept safe for the day and we will return them to families at pick-up.

**Devices found at camp will be collected by the KAH staff and given back to campers at the end of the day.**

**For campers who have been found using a cell phone (or other electronic devices) multiple times, staff may take further disciplinary action.**

Electronics to keep at home include:

Phones, smartwatches, gaming devices (ex. Nintendo Switch), mobile devices, computers




# What to Bring

Along with what is listed below, Each day you will need:

- Lunch (unless noted below)
- Frozen Water Bottle
- Sunscreen
- Please keep all electronics at home

## Week 1: June 17-21

- **Great Waves** - swimsuit, towel, sunscreen, water bottle, lunch money encouraged (at least \$15), lunches NOT allowed inside the waterpark, snack for before/after waterpark optional
- **Top Golf and Pool** - swimsuit, towel, lunch or lunch money needed, sunscreen, water bottle
- **Beaver Dam** - swimsuit, towel, sunscreen, water bottle, lunch or lunch money for snack bar
- **Six Flags** - Money needed (at least \$25 - more if buying souvenirs) debit/ prepaid gift card encouraged (**Six Flags no longer accepts cash**), camp shirt, frozen water bottle, snacks for bus ride



# What to Bring

Along with what is listed below, Each day you will need:


- Lunch (unless noted below)
- Frozen Water Bottle
- Sunscreen
- **Please keep all electronics at home**

## Week 2: June 24-28

- **Watermine** - swimsuit, towel, sunscreen, water bottle, lunch money encouraged (at least \$15), lunches NOT allowed inside the waterpark, snack for before/after waterpark optional
- **Hershey Park** - Money needed (at least \$30 - more if buying souvenirs) debit/prepaid gift card encouraged (**Hershey no longer accepts cash**), camp shirt, frozen water bottle, snacks for bus ride.
- **Sandy Point** - swimsuit, towel, lunch or lunch money needed, sunscreen, water bottle
- **Main Event/Pool** - swimsuit, towel, lunch is included (2 slices of pizza and a soda....if they'd like more, they're encouraged to bring a lunch), sunscreen, water bottle, money optional if they want to add more credits to their game card.
- **Guppy Gulch** - swimsuit, towel, lunch needed, money optional for snack bar (IF it's open), sunscreen, **WAIVER**, water bottle.

## Week 3: July 1-5

- **Atlantis** - swimsuit, towel, sunscreen, water bottle, lunch money encouraged (at least \$15), lunches NOT allowed inside the waterpark, snack for before/after waterpark optional
- **Zava Zone/Pool** - Closed-toe shoes, **WAIVER**, lunch optional or money needed for snack bar, swimsuit, towel, water
- **Gunpowder Falls** - swimsuit, towel, lunch needed, sunscreen, water bottle, money optional for snack bar (their snack bar has limited hours, so please check ahead if they'll be open).



# What to Bring

Along with what is listed below, Each day you will need:

- Lunch (unless noted below)
- Frozen Water Bottle
- Sunscreen
- **Please keep all electronics at home**


## Week 4: July 8-12

- **Great Waves** - swimsuit, towel, sunscreen, water bottle, lunch money encouraged (at least \$15), lunches NOT allowed inside the waterpark, snack for before/after waterpark optional
- **Kings Dominion** - Money needed (at least \$30 - more if buying souvenirs) debit/prepaid gift card encouraged (**Kings Dominion no longer accepts cash**), camp shirt, frozen water bottle, snacks for bus ride
- **Climb Zone/Pool** - Closed-toe shoes, **WAIVER**, lunch optional or money needed for snack bar, swimsuit, towel, water
- **Rocky Point** - swimsuit, towel, lunch needed, sunscreen, water bottle.
- **Dave and Busters/Pool** - swimsuit, towel, lunch or lunch money, sunscreen, water bottle, money optional if they want to add more credits to their game card.

## Week 5: July 15-19

- **Watermine** - swimsuit, towel, sunscreen, water bottle, lunch money encouraged (at least \$15), lunches NOT allowed inside the waterpark, snack for before/after waterpark optional
- **Ocean City** - camp shirt, swimsuit, towel, sunscreen, snacks a must for bus ride, money optional for souvenirs and snacks, lunch (pizza) will be provided
- **Urban Air and Pool** - closed-toe shoes, **WAIVER**, lunch optional or money needed for snack bar, swimsuit, towel, water
- **Paint Party and pool** - swimsuit, towel, sunscreen, water bottle, lunch or lunch money for snack bar
- **Guppy Gulch** - swimsuit, towel, lunch needed, money optional for snack bar (IF it's open), sunscreen, waiver, water bottle





# What to Bring

Along with what is listed below, Each day you will need:


- Lunch (unless noted below)
- Frozen Water Bottle
- Sunscreen
- **Please keep all electronics at home**

## Week 6: July 22-26

- **Gunpowder Falls** - swimsuit, towel, lunch needed, sunscreen, water bottle, money optional for snack bar (their snack bar has limited hours, so please check ahead if they'll be open).
- **Busch Gardens** - Money needed (at least \$35 - more if buying souvenirs) debit/prepaid gift card encouraged (**Busch Gardens no longer accepts cash**), camp shirt, frozen water bottle, snacks for bus ride.
- **Nationals Game** - Nationals gear & money optional for snacks and souvenirs, hot dog included for lunch
- **Atlantis and Skate n' Fun Center** -swimsuit, towel, sunscreen, water bottle, lunch money encouraged (at least \$15), lunches NOT allowed inside the waterpark, snack for before/after waterpark optional, socks
- **Scavenger Hunt/Pool** - swimsuit, towel, sunscreen, lunch optional or money needed for snack bar, water bottle

## Week 7: July 29-August 2

- **Great Waves** - swimsuit, towel, sunscreen, water bottle, lunch money encouraged (at least \$15), lunches NOT allowed inside the waterpark, snack for before/after waterpark optional
- **Hershey Park** - Money needed (at least \$30 - more if buying souvenirs) debit/prepaid gift card encouraged (**Hershey no longer accepts cash**), camp shirt, frozen water bottle, snacks for bus ride
- **Beaver Dam** - swimsuit, towel, lunch needed or money needed for snack bar, sunscreen, water bottle
- **Go-Karts and Pool** - swimsuit, towel, sunscreen, water bottle, lunch or lunch money for snack bar
- **Stadium Tour/Pool** - Fan gear, swimsuit, towel, lunch optional or money needed for snack bar, water



# What to Bring

Along with what is listed below, Each day you will need:

- Lunch (unless noted below)
- Frozen Water Bottle
- Sunscreen
- **Please keep all electronics at home**

## Week 8: August 5-9

- **Watermine** - swimsuit, towel, sunscreen, water bottle, lunch money encouraged (at least \$15), lunches NOT allowed inside the waterpark, snack for before/after waterpark optional
- **Dorney Park** - Money needed (at least \$30 - more if buying souvenirs) debit/prepaid gift card encouraged (**Dorney Park no longer accepts cash**), camp shirt, frozen water bottle, snacks for bus ride
- **Rocky Point** - swimsuit, towel, sunscreen, water bottle, lunch needed (There is NO snack bar here).
- **Wonderfully/Pool**- **WAIVER**, lunch optional or money needed for snack bar, swimsuit, towel, water, socks
- **Zava Zone/Pool** - Closed-toe shoes, WAIVER, lunch optional or money
- needed for snack bar, swim suit, towel, water

## Week 9: August 12-16

- **Gunpowder Falls** - swimsuit, towel, lunch needed, sunscreen, water bottle, money optional for snack bar (their snack bar has limited hours, so please check ahead if they'll be open).
- **Kings Dominion** - Money needed (at least \$30 - more if buying souvenirs) debit/prepaid gift card encouraged (**Kings Dominion no longer accepts cash**), camp shirt, frozen water bottle, snacks for bus ride.
- **Top Golf and Pool** - swimsuit, towel, lunch or lunch money needed, sunscreen, water bottle
- **Guppy Gulch** - swimsuit, towel, lunch needed, money optional for snack bar (IF it's open), sunscreen, waiver, water bottle
- **Medieval Times/Movie** - lunch provided, tradition to dress up!, money optional for snacks

# TRAVELIN' TEENS




# 2024

BUS  
1

## GARRETT PARK & FARMLAND

1	June 17  GREAT WAVES WATERPARK <small>MC CARTER ROAD REGIONAL PARK</small>	18  TOPGOLF & SWIMMING POOL	19  JUNETEENTH FREEDOM DAY No Camp	20  Beaver Dam	21  Six Flags
2	June 24  Water Mine Water Park	25  HERSHEY PARK	26  MAIN EVENT & SWIMMING POOL	27  Sandy Point	28  GUPPY GULCH
3	July 1  ATLANTIS WATERPARK	2  ZAVAZONE SWIMMING POOL	3  GUNPOWDER FALLS	4-5  Independence Day Holiday No Camp	
4	July 8  GREAT WAVES WATERPARK <small>MC CARTER ROAD REGIONAL PARK</small>	9  Kings Dominion	10  Climbzone & SWIMMING POOL	11  Rocky Point	12  DAVE AND BUSTER'S & SWIMMING POOL
5	15  Water Mine Water Park	16  Ocean City MARYLAND	17  let em fly. Urban Air Park & Swimming	18  PAINT PARTY & Swimming	19  GUPPY GULCH

# TRAVELIN' TEENS



# 2024

## GARRETT PARK & FARMLAND


# BUS 1

6	22 	23 	24 	25 	26 <b>SCAVENGER HUNT<sub>x</sub></b> & Swimming Pool
7	July 29 	30 	31  & Swimming Pool	August 1 	2  & Swimming Pool
8	5 	6 	7  & Swimming Pool	8  Rocky Point	9 <b>ZAVAZONE SWIMMING POOL</b>
9	12 9-5 	13 	14  & SWIMMING POOL	15  <b>GUPPY GULCH</b>	16  <b>Medieval Times</b> DINNER & TOURNAMENT & a Movie

What to bring to camp:

- Bathing suit & Towel
- Lunch & Water Bottle
- Closed toe shoes
- Sunscreen



# TRAVELIN' TEENS



# 2024

BUS  
2

Flora Singer & Westbrook

1	June 17  GREAT WAVES WATERPARK <small>at CHATEAUX HUNTS RECREATION PARK</small>	18  Six Flags	19  JUNETEENTH FREEDOM DAY No Camp	20  TOPGOLF & SWIMMING POOL	21  Beaver Dam
2	June 24  Water Mine Water Park	25  HERSHEYPARK	26  MAINEVENT & SWIMMING POOL	27  Sandy Point	28  GUPPY GULCH
3	July 1  ATLANTIS WATERPARK	2 ZAVAZONE SWIMMING POOL	3  GUNPOWDER FALLS	4-5  Independence Day Holiday No Camp	
4	July 8  GREAT WAVES WATERPARK <small>at CHATEAUX HUNTS RECREATION PARK</small>	9 Kings Dominion	10  DAVE AND BUSTER'S & SWIMMING POOL	11  Climbzone & SWIMMING POOL	12  Rocky Point
5	15  Water Mine Water Park	16  PAINT PARTY & Swimming	17  Ocean City MARYLAND	18  let em fly Urban Air Park & Swimming	19  GUPPY GULCH

# TRAVELIN' TEENS



# 2024

# BUS 2

**Flora Singer &  
Westbrook**

6	22 <b>SCAVENGER HUNT</b> & Swimming Pool	23 <b>Busch Gardens</b>	24 <b>GUNPOWDER FALLS</b>	25 <b>WASHINGTON NATIONALS</b>	26 <b>SKATE ON FUN ZONE</b> and <b>ATLANTIS WATERPARK</b>
7	July 29 <b>GREAT WAVES WATERPARK</b> <small>ALL CHILDREN MUST WEAR A POOL CAP</small>	30 <b>HERSHEYPARK</b>	31 <b>RAVENS TOUR</b> & Swimming Pool	August 1 <b>GO KART</b> & Swimming Pool	2 <b>Beaver Dam</b>
8	5 <b>Water Mine Water Park</b>	6 <b>Dorney Park &amp; Wildwater Kingdom</b>	7 <b>ZAVAZONE SWIMMING POOL</b>	8 <b>wonderflyarena</b> & Swimming Pool	9  <b>Rocky Point</b>
9	12 <b>GUNPOWDER FALLS</b>	9-5 <b>Kings Dominion</b>	13 <b>Kings Dominion</b>	14 <b>TOPGOLF &amp; SWIMMING POOL</b>	15  <b>GUPPY GULCH</b>
					16  <b>Medieval Times</b> DINNER & TOURNAMENT & a Movie

What to bring to camp:

- Bathing suit & Towel
- Lunch & Water Bottle
- Closed toe shoes
- Sunscreen







# TRAVELIN' TEENS



# 2024

Forest Knolls,  
Cloverly &  
Barnsley



1	June 17  GREAT WAVES WATERPARK <small>AT CANTONDA HUNTS RECREATION PARK</small>	18  Beaver Dam	19  JUNETEENTH FREEDOM DAY No Camp	20  Six Flags	21  TOPGOLF & SWIMMING POOL
2	June 24  Water Mine Water Park	25  HERSHEY PARK	26  Sandy Point	27  MAIN EVENT & SWIMMING POOL	28  GUPPY GULCH
3	July 1  ATLANTIS WATERPARK	2  ZAVAZONE SWIMMING POOL	3  GUNPOWDER FALLS	4-5  Independence Day Holiday No Camp	
4	July 8  GREAT WAVES WATERPARK <small>AT CANTONDA HUNTS RECREATION PARK</small>	9  Kings Dominion	10  Rocky Point	11  DAVE AND BUSTER'S & SWIMMING POOL	12  Climbzone & SWIMMING POOL
5	15  Water Mine Water Park	16  let'em fly. Urban Air Park & Swimming	17  PAINT PARTY & Swimming	18  Ocean City MARYLAND	19  GUPPY GULCH

# TRAVELIN' TEENS



# 2024

Forest Knolls,  
Cloverly &  
Barnsley


BUS  
3

6	22 <b>ON SKATE ON FUN</b> and <b>ATLANTIS WATERPARK</b>	23 <b>Busch Gardens</b>	24 <b>SCAVENGER HUNT</b> & Swimming Pool	25 <b>WASHINGTON NATIONALS</b>	26 <b>GUNPOWDER FALLS</b>
7	July 29 <b>GREAT WAVES</b> LARRY T. HOPKINS OLYMPIAN HIGH REGIONAL PARK	30 <b>HERSHEYPARK</b>	31 <b>Beaver Dam</b>	August 1 <b>RAVENS TOUR</b> & Swimming Pool	2 <b>GO KART</b> & Swimming Pool
8	5 <b>Water Mine Water Park</b>	6 <b>Dorney Park &amp; Wildwater Kingdom</b>	7 <b>Rocky Point</b>	8 <b>ZAVAZONE SWIMMING POOL</b>	9 <b>wonderflyarena</b> & Swimming Pool
9	12 <b>TOPGOLF</b> & SWIMMING POOL	13 <b>Kings Dominion</b>	14 <b>GUNPOWDER FALLS</b>	15 <b>GUPPY GULCH</b>	16 <b>Medieval Times</b> DINNER & TOURNAMENT & a Movie

What to bring to camp:

- Bathing suit & Towel
- Lunch & Water Bottle
- Closed toe shoes
- Sunscreen





# FAQ'S



## Can my camper bring a cell phone?

At camp, we encourage campers to build connections with each other and take a break from electronic devices. We kindly request that all campers refrain from bringing their devices. Electronic devices will be collected by staff and returned to families at the end of the day. Our philosophy behind this can be seen in our Electronics Policy in this packet.



## What if my child doesn't know how to swim?


We train our staff to assume that NONE of our campers know how to swim - no matter how many times they claim they are captain of the swim team. Campers must remain in designated areas where they can stand at all times. Campers will have the option to take a swim test to access deeper areas of the pool. Campers must always remain in areas supervised by lifeguards and our KAH staff. Our team is actively engaged in the water with the kids, and monitoring from the pool deck. While our staff members may have lifeguard training, they serve as additional support to the pool staff and lifeguards. Swimming and water play at camp are incredibly fun, but we take safety extremely seriously during these activities.

## Is there a camp orientation, will I be able to meet the staff before the first day of camp?


Absolutely! Join us for our Camp Orientation on June 12th at 7pm. It will be at Garrett Park Elementary School. This event is open to both kids and families, offering a chance to meet counselors and address any questions you may have. Should you have questions before the orientation, don't hesitate to contact your director (details provided in this packet) or reach out to our main office at 301-933-6888.

We're always happy to chat about camp!





# FAQ'S



## **What is the process for drop off and pick up?**

We will have greeters set out at the front of each location with staff there ready to welcome your camper! We do ask that you check-in/out your camper each day using our electronic system. This is used for security and accountability purposes. Our staff will guide your camper on where they should put their things, and help them get settled into our activities!


## **How are campers supervised on field trips?**

Our staff are always actively engaged with campers during our trips as active participants in all activities. Campers will travel in groups supervised by a staff member. Attendance is taken at each transition of the day. We maintain a counselor-to-camper ratio of 1:10+1, exceeding the state's requirement of 1:15.

## **What method of transportation does KAH use for field trips?**

Travelin' Teens primarily uses school buses for transportation. These are typically the same buses and drivers that MCPS uses! On occasion, we may use 14-passenger vans operated by KAH staff who are over 21 and have completed a driving background check and a vehicle safety training.





# FAQ'S



## How and when is sunscreen applied?

Sunscreen application is done strictly by campers. We will remind our campers to put on sunscreen throughout the day. Our staff are trained on the importance of sun safety, and the risks associated with sunburns and UV rays.

### Sun Safety Tips:

1. Have campers apply sunscreen before they come to camp
2. Send sun protective gear such as long-sleeve rash guards, and hats.
3. Label your sunscreen!
4. Face sticks and spray sunscreens are generally the easiest for campers to apply.

**My child has allergies (or will need to take medication while at camp) what forms do I need?**

## Medication Administration Form

If your child has allergies/asthma/diabetes you will need to complete an **Action Form** as well as the **Medication Administration form**.

Medications should be turned in to the camp director or group leader on your child's first day of camp and they will be returned to you on your child's last day of camp.

