


GET READY FOR AN ADVENTURE

Summer 2026



What's in the Welcome Packet



1. Welcome Letter & Meet the Director
2. Before Camp To-do list
3. Electronic Policy
4. What to Bring List
5. Camp Schedules
6. FAQ's



Welcome To Adventure Camp

First off, I wanted to thank you for entrusting the KAH Adventure Camp team with the care of your camper. It is a trust we work hard to keep. We are a tight-knit team of KAH directors and group leaders and we continually undergo training and professional development courses to improve our knowledge and skill sets to best serve your camper!

Being a past camper myself, I understand the huge impact camp can have on kids and teens, and it is from this perspective I will do everything we possibly can to ensure their safety while also having a ton of fun!


We have been planning this Summer since last Summer and we cannot wait for all of the **FANTASTIC** fun we have planned!

Meet
Andrew!




Hello, my name is Andrew Wajid-Ali, Director of Adventure Camp. I received my Associate's Degree in Elementary Education from Montgomery College and have worked with kids since I was 15. As a past Adventure Camper, I am thrilled every Summer I get the privilege of Directing Adventure Camp. Get ready for an amazing Summer and feel free to ask me any questions you may have, I love chatting about camp!

Before Camp To-Do List



1. Complete Summer Camp Forms:


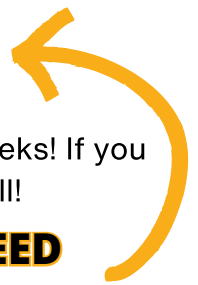
These can be found on our website at: <http://www.kidsafterhours.com> And, I know it stinks, but these need to be filled out even if your child is a returning camper or comes to us during the school year... OH! One more thing, you only need to fill out the **Medication Administration Form** and have a doctor sign the Emergency Contact form if your child will need to take medication during the camp day (**this includes emergency medication like epi-pens and inhalers**).



2. Look Over Camp Schedules!


Please double check to make sure your child is enrolled for the correct weeks! If you need to make any changes or have any questions, feel free to give us a call!

PLEASE CANCEL ANY WEEKS YOU NO LONGER NEED
We don't want you to pay for a week you will not use



3. Join Our Camp Orientation!


We would love for you and your child(ren) to join our camp orientation! It's not mandatory, but we would love the chance to meet you all! This is a great opportunity to meet the camp director, counselors, and ask any questions you have before camp begins! Camp Orientation will be **June 16th at 6:30 pm at Garrett Park Elementary**



4. Know The Tuition Info:

We have automatic billing enabled for the summer, so if you are enrolled for autopay, you're all set. If you are not enrolled in automatic billing and would like to pay in full or need to rearrange due dates please let us know! The tuition dates can be seen below:

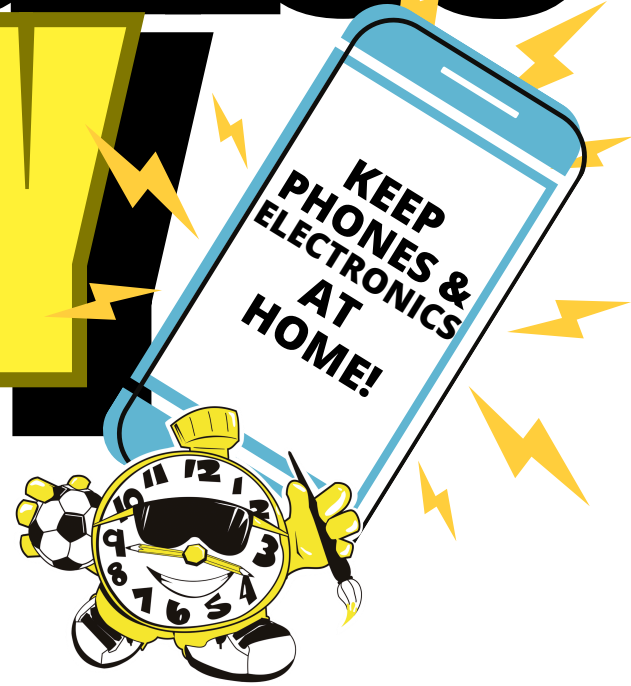
Weeks 1,2,3 will be due May 20th 2026
Weeks 4,5 and 6 will be due June 20th 2026
Weeks 7 and 8 will be due July 20th 2026



5. Get Ready For A GREAT Summer!

Check our "What to bring" lists to see what your child will need for camp each day!

ELECTRONICS POLICY!



Do you remember the butterflies in your stomach on the first day of school or joining a new team? Do you remember when you had to solve those little problems of childhood (where to sit, who to sit with, asking an adult for help)? Or how those jittery feelings at the beginning of the day slowly dissolved as you felt comfortable and learned that YOU could solve your own problems. These are important lessons that our children (grandkids in my case) need to learn as part of growing up. We want kids to tackle these movements head-on, without a digital crutch. Cell phones and electronics get in the way of that important growing process.

Cell phones and electronics hinder these important goals. Not to mention having to police the content kids may be viewing. For these reasons, phones and watches should NOT be brought to camp. Please don't have your child "hide" their phone in their backpack. When we see phones or electronics we will make sure they are kept safe for the day and we will return them to families at pick-up.

Devices found at camp will be collected by the KAH staff and given back to campers at the end of the day.

For campers who have been found using a cell phone (or other electronic devices) multiple times, staff may take further disciplinary action.

Electronics to keep at home include:

Phones, smartwatches, gaming devices (ex. Nintendo Switch), mobile devices, computers



What to Bring

Along with what is listed below, Each day you will need:

- Frozen Water Bottle
- Sunscreen

Trips vary based on week & camp location. Please consult your specific calendar so you know EXACTLY what to bring!

Week 1: June 22 - 26

- **Watermine:** bathing suit, towel, change of clothes, lunch, \$ for lunch/snacks inside optional
- **Gunpowder Falls:** bathing suit, towel, change of clothes, bagged lunch
- **Adventure Park at Sandy Spring & Pool:** close-toed shoes and athletic wear, bathing suit, towel, change of clothes, bagged lunch, \$ for snack bar optional, **SIGNED WAIVER**
- **Great Falls & Pool:** close-toed shoes/hiking boots, bathing suit, towel, change of clothes, bag lunch, \$ for concession stand optional
- **Adventure Park USA:** Money Needed (At least \$20 for lunch), camp shirt, water bottle, sunscreen

Week 2: June 29- July 2

- **Zava Zone & Pool:** close-toed shoes and athletic wear, bathing suit, towel, change of clothes, bagged lunch, \$ optional for snack bar, **SIGNED WAIVER**
- **White Water Rafting:** close-toed shoes/water or pool shoes (**no flip flops, sandals, or crocs on river**), bathing suit, towel, bagged lunch, change of clothes
- **Caving:** long pants and long sleeve shirt, close-toed shoes, bagged lunch, plastic shopping bag AND change of clothes (shorts, tshirt, flip flops)
- **Guppy Gulch:** bathing suit, towel, change of clothes, bag lunch, **SIGNED WAIVER**



What to Bring

Along with what is listed below, Each day you will need:

- Frozen Water Bottle
- Sunscreen

Trips vary based on week & camp location. Please consult your specific calendar so you know EXACTLY what to bring!

Week 3: July 6 - July 10

- **Great Waves:** bathing suit, towel, change of clothes, bagged lunch optional(outside food not allowed), \$ for lunch/snacks inside
- **Paintball:** long pants and a long shirt (old clothes), change of clothes optional, close-toed shoes, bagged lunch, **SIGNED WAIVER**
- **Climb Zone/Pool:** closed-toed shoes and athletic wear, bathing suit, towel, change of clothes, bagged lunch, \$ for snack bar optional, **SIGNED WAIVER**
- **Beaver Dam:** bathing suit, towel, change of clothes, lunch and/or \$ for snack bar, life jackets provided
- **Rocky Point Beach:** bathing suit, towel, change of clothes, bagged lunch

Week 4: July 13 - 17

- **Atlantis:** bathing suit, towel, change of clothes, bagged lunch optional(outside food not allowed inside), \$ for lunch/snacks inside
- **Beat the Bomb & Pool:** closed-toed shoes and athletic wear, bathing suit, towel, change of clothes, bagged lunch, \$ for snack bar optional, **SIGNED WAIVER**
- **Bay Fishing:** bagged lunch, **SUNSCREEN**, comfortable clothes, parents can give motion sickness medicine at dropoff if desired
- **Double Rock Park & Pool:** closed-toed shoes/hiking boots, bathing suit, towel, change of clothes, bag lunch, \$ for concession stand optional
- **Miami Beach Park:** bathing suit, towel, change of clothes, bagged lunch



What to Bring

Along with what is listed below, Each day you will need:

- Frozen Water Bottle
- Sunscreen

Trips vary based on week & camp location. Please consult your specific calendar so you know EXACTLY what to bring!

Week 5: July 20 - 24

- **Watermine:** bathing suit, towel, change of clothes, lunch, \$ for lunch/snacks inside optional
- **Potomac Play Pass & Ropes Course:** closed-toed shoes(no flip flops, sandals, or crocs on ropes course or river), bathing suit, towel, change of clothes, athletic wear, bagged lunch, **SIGNED WAIVER**
- **Adventure Park at Sandy Spring & Pool:** close-toed shoes and athletic wear, bathing suit, towel, change of clothes, bagged lunch, \$ for snack bar optional, **SIGNED WAIVER**
- **Gunpowder Falls:** bathing suit, towel, change of clothes, bagged lunch
- **Guppy Gulch:** bathing suit, towel, change of clothes, bag lunch, **SIGNED WAIVER**

Week 6: July 27-31

- **Great Waves:** bathing suit, towel, change of clothes, bagged lunch optional(outside food not allowed inside), \$ for lunch/snacks inside
- **Ocean City:** bathing suit, towel, **ADVENTURE CAMP T-SHIRT**, \$20 for the boardwalk, change of clothes
- **White Water Rafting:** close-toed shoes/water or pool shoes (**no flip flops, sandals, or crocs on river**), bathing suit, towel, bagged lunch, change of clothes
- **Patapsco:** bathing suit, towel, close-toed shoes/water or pool shoes, change of clothes, bag lunch
- **Miami Beach Park:** bathing suit, towel, change of clothes, bagged lunch



What to Bring

Along with what is listed below, Each day you will need:

- Frozen Water Bottle
- Sunscreen

Trips vary based on week & camp location. Please consult your specific calendar so you know EXACTLY what to bring!

Week 7: August 3-7

- **Atlantis:** bathing suit, towel, change of clothes, bagged lunch optional(outside food not allowed inside), \$ for lunch/snacks inside
- **Beaver Dam:** bathing suit, towel, change of clothes, lunch and/or \$ for snack bar, life jackets provided
- **Paintball:** long pants and long shirt (old clothes), change of clothes optional, closed-toed shoes, bagged lunch, SIGNED WAIVER
- **Adventure Park at Sandy Spring & Pool:** close-toed shoes and athletic wear, bathing suit, towel, change of clothes, bagged lunch, \$ for snack bar optional, **SIGNED WAIVER**
- **Rocky Point Beach:** bathing suit, towel, change of clothes, bagged lunch

Week 8: August 10-14

- **Great Waves:** bathing suit, towel, change of clothes, bagged lunch optional(outside food not allowed), \$ for lunch/snacks inside
- **Beat the Bomb & Pool:** closed-toed shoes and athletic wear, bathing suit, towel, change of clothes, bagged lunch, \$ for snack bar optional, **SIGNED WAIVER**
- **Caving:** long pants and long sleeve shirt, close-toed shoes, bagged lunch, plastic shopping bag, AND change of clothes (shorts, t-shirt, flip flops)
- **Potomac Playpass:** close-toed shoes/water or pool shoes(no flip flops, sandals, or crocs on river), bathing suit, towel, bagged lunch, change of clothes, **SIGNED WAIVER**
- **Medieval Times & Movies:** lunch provided, semi-formal wear (camp tradition!), \$ for movie concessions optional

BUS 1: BARNESLEY & FARMLAND



SUMMER 2026

Adventure
CAMP

*Days are 9-5 except where noted.

JUN 22	23	24	25	26
				
29	30	JUL.1	2	3
				
6	7	8	9	10
				
13	14	15	16	17
				 Miami Beach Park




BUS 1: BARNESLEY & FARMLAND



KAH SUMMER 2026

Adventure CAMP

*Days are 9-5 except where noted.

20	21	22	23	24
				
27	28	29	30	31
				
AUG. 3	4	5	6	7
				
10	11	12	13	14
				

BUS 2: Garrett Park, Glen Haven & Page



SUMMER 2026

Adventure
CAMP

*Days are 9-5 except where noted.




















JUN 22	23	24	25	26
				
29	30	JUL.1	2	3
				
6	7	8	9	10
				
13	14	15	16	17
				

BUS 2: Garrett Park, Glen Haven & Page



SUMMER 2026

*Days are 9-5 except where noted.



20	21	22	23	24
				 *8-5
27	28	29	30	31
		 *7-7		
AUG. 3	4	5	6	7
			 *8-5	
10	11	12	13	14
 *8:30-4:30	 *8:30-4:30	 *8:30-4:30	 *8:30-6	 *8:30-4:30

BUS 3: FLORA SINGER

KAH SUMMER 2026

Adventure CAMP









*Days are 9-5 except where noted.

JUN 22	23	24	25	26
				
29	30	JUL.1	2	3
				
6	7	8	9	10
				
13	14	15	16	17
				

KAH SUMMER 2026

Adventure CAMP

*Days are 9-5 except where noted.

20 	21 	22 	23 	24  *8-5
27 	28 	29 	30  *7-7	31 
AUG. 3 	4  *8-5	5 	6 	7 
10 *8:30-4:30 	11 CAVING *8:30-6 	12 *8:30-4:30 	13 *8:30-4:30 	14 *8:30-4:30 

TRIP DESCRIPTIONS!



Caving

We'll head to Bear Cave where campers strap on helmets and step straight back into a winding rock passage. This walkable, cool, and safe cave offers the perfect mix of exploration and discovery!



WhiteWater Rafting

River Riders takes us on an excursion in Harpers Ferry, WV through class I & II rapids along the Shenendoah and Potomac Rivers. Nothing says Adventure quite like whitewater! Helmets and lifejackets are provided and all boats are led by a trained guide.



Patapsco Valley State Park

We'll have the opportunity to venture around hiking trails along the Patapsco river, hopefully catching a glimpse of the wildlife that calls the park home. We will also take a dip in the river and nearby waterfalls



Rocky Point/ Miami Beach/ Mayo Beach

We'll have some fun in the sun at local beaches along the Chesapeake Bay where campers can swim and rent kayaks or paddleboats.



Guppy Gulch

A camp favorite, Guppy Gulch is a 15-acre freshwater reservoir with inflatable slides, climbing walls, a zipline, a rodeo pier, and jungle-gyms for campers to challenge themselves and have fun!



Adventure Park @ Sandy Spring Friends School

We're heading to America's largest aerial forest park to zip around and swing from the trees! Campers will be fully harnessed every step of the way to ensure ultimate safety while they're having maximum fun!



Beaver Dam

Our campers can dive into 2 swimming pools or use the rope swing to drop into the fresh water quarry (after passing the swim test). There's also basketball and beach volleyball courts if they prefer to be on land for a while



Paintball

At Hogback Mountain Paintball, we're in for a fun, action-packed day of teamwork, strategy, and safe paintball battles, all gear and supervision included!

TRIP DESCRIPTIONS!



Potomac Playpass

We're renting paddle boards, kayaks, and canoes to venture around the Potomac. Hopefully we'll catch a glimpse of some Turtles, Kingfishers, and Great Blue Herons while we paddle down the river! Lifejackets are provided!



Gunpowder Falls

Our campers are Hiking around one of Maryland's largest state parks and taking a swim in the river and the natural waterfalls



Zava Zone

Some indoor extreme fun at the adventure and trampoline park. They've got ninja warrior courses, jump slides, trampoline dodgeball, and more!



Climb Zone

A fun, safe, and super unique indoor climbing gym with 75 different themed climbing walls for every ability level along with an arcade for some added fun.



Atlantis/ Great Waves/ Water Mine

There's nothing better than heavy duty water play on the hot summer days! These water parks include features like a wave pool, obstacle courses, and a giant dumping bucket. They are all supervised by both lifeguards and out KAH staff to ensure your camper's safety.



Beat the Bomb

Like an escape from but much messier! We split into teams to solve puzzles and challenges to disarm the giant paint bomb. If time runs out before we crack the code, we get blasted!



Medieval Times

A favorite KAH tradition, everyone dresses up and we attend the noble court of Medieval Times to cheer on knights jousting, sword fighting, and practicing falconry while enjoying a medieval feast together



FAQ'S



Can my camper bring a cell phone?

At camp, we encourage campers to build connections with each other and take a break from electronic devices. We kindly request that all campers refrain from bringing their devices. Electronic devices will be collected by staff and returned to families at the end of the day. More about this can be seen in our Electronics Policy in this packet.



What if my child doesn't know how to swim?

We train our staff to assume that NONE of our campers know how to swim - no matter how many times they claim they are captain of the swim team. Campers must remain in designated areas where they can stand at all times. Campers will have the option to take a swim test to access deeper areas of the pool. Campers must always remain in areas supervised by lifeguards and our KAH staff. Our team is actively engaged in the water with the kids, and monitoring from the pool deck. While our staff members may have lifeguard training, they serve as additional support to the pool staff and lifeguards. Swimming and water play at camp are incredibly fun, but we take safety extremely seriously during these activities.

Is there a camp orientation? Will I be able to meet the staff before the first day of camp?


Absolutely! Join us for our Camp Orientation at Garrett Park ES on June 16th at 6:30pm. This event is open to both kids and families, offering a chance to meet counselors and address any questions you may have. Should you have questions before the orientation, don't hesitate to contact your director (details provided in this packet) or reach out to our main office at 301-933-6888.

We're always happy to chat about camp!





FAQ'S



What is the process for drop off and pick up?

We will have greeters set out at the front of each location with staff there ready to welcome your camper! We do ask that you check-in/out your camper each day using our electronic system. This is used for security and accountability purposes. Our staff will guide your camper to where they should put their things and help them get settled into our activities!

How are campers supervised on field trips?

Our staff are always actively engaged with campers during our trips as active participants in all activities. Campers will travel in groups supervised by a staff member. Attendance is taken at each transition of the day. We maintain a counselor-to-camper ratio of 1:10+1, exceeding the state's requirement of 1:15.

What method of transportation does KAH use for field trips?

Adventure Camp primarily uses school buses for transportation. These are typically the same buses and drivers that MCPS uses! On occasion, we may use 14-passenger vans operated by KAH staff who are over 21 and have completed a driving background check and a vehicle safety training.





FAQ'S



How and when is sunscreen applied?

Sunscreen application is done strictly by campers. We will remind our campers to put on sunscreen throughout the day. Our staff are trained on the importance of sun safety, and the risks associated with sunburns and UV rays.

Sun Safety Tips:

1. Have campers apply sunscreen before they come to camp
2. Send sun protective gear such as long-sleeve rash guards, and hats.
3. Label your sunscreen!
4. Face sticks and spray sunscreens are generally the easiest for campers to apply.

My child has allergies (or will need to take medication while at camp) what forms do I need?

Medication Administration Form

If your child has allergies/asthma/diabetes you will need to complete an **Action Form** as well as the **Medication Administration form**.

Medications should be turned in to the camp director or group leader on your child's first day of camp and they will be returned to you on your child's last day of camp.

