



KAH SCIENCE CLAMP

A collection of colorful science-themed icons: a yellow atom, a yellow planet with rings, a yellow DNA helix, a yellow microscope, and a yellow clock with a face wearing sunglasses. The clock has numbers 1 through 12 and is surrounded by small science icons like a beaker and a test tube.

SUMMER 2026



Welcome To Science Camp!

First off, I wanted to thank you for entrusting the KAH Science Camp team with the care of your camper. It is a trust we work hard to keep. We are a tight-knit team of KAH directors and group leaders and we continually undergo training and professional development courses to improve our knowledge and skill sets to best serve your camper!

I understand the huge impact camp can have on kids and teens, and it is from this perspective I will do everything we possibly can to ensure their safety while also having a ton of fun!

We have been planning this Summer since last Summer and we cannot wait for all of the **FANTASTIC** fun we have planned!


Meet
John Henri!



Hi scientists, I'm John Henri! I've been the KAH Science Guy since 2019, but I've taught science at camps since 2011. My favorite things to learn about right now are birds, frogs, and plants, so if you have any fun facts please tell me! One cool fact about me: I've never lost a staring contest. If you have questions about camp or just want to talk about science I'm happy to chat!


JohnHenri@kidsafterhours.com

Before Camp To-Do List



1. Complete Summer Camp Forms:


These can be found on our website at: <http://www.kidsafterhours.com> And, I know it stinks, but these need to be filled out even if your child is a returning camper or comes to us during the school year... OH! One more thing, you only need to fill out the **Medication Administration Form** and have a doctor sign the Emergency Contact form if your child will need to take medication during the camp day **(this includes emergency medication like epi-pens and inhalers)**.



2. Look Over Camp Schedules!

Please double check to make sure your child is enrolled for the correct weeks! If you need to make any changes or have any questions, feel free to give us a call!

PLEASE CANCEL ANY WEEKS YOU NO LONGER NEED
We don't want you to pay for a week you will not use



3. Join Our Camp Orientation!

We would love for you and your child(ren) to join our camp orientation! It's not mandatory, but we would love the chance to meet you all! This is a great opportunity to meet the camp director, counselors, and ask any questions you have before camp begins! **June 30th 6pm - 7pm at Garrett Park Elementary**



4. Know The Tuition Info:

We have automatic billing enabled for the summer, so if you are enrolled for autopay, you're all set. If you are not enrolled in automatic billing and would like to pay in full or need to rearrange due dates please let us know! The tuition dates can be seen below:





















Weeks 1,2,3 will be due May 20th 2026
Weeks 4,5 and 6 will be due June 20th 2026
Weeks 7 and 8 will be due July 20th 2026




5. Get Ready For A GREAT Summer!

Check our "What to bring" lists on our website to see what your child will need for camp each day!



GRADES 3-5	MONDAY	TUESDAY	WEDNESDAY	THURSDAY	FRIDAY
JULY 6-10:	 BROOKSIDE NATURE CENTER Brookside Nature Center	 Calvert Marine Museum	 SciTech Learning Lab	 College Park Aviation Museum	 Maryland Science Center
JULY 13-17:	 GTC Rock Shop	 MEADOWSIDE NATURE CENTER Stream Studies at Meadowside Nature Center	 Watermark Eco Cruise	 Goddard Space Flight Center	 NOVA Wild
JULY 20-24:	 Maryland Zoo	 Patapsco State Park	 Crystal Grottoes Cavern	 The Computer Museum	 Smithsonian National Air and Space Museum Steven F. Udvar-Hazy Center Air and Space Museum, Udvar-Hazy Center
JULY 27-31:	 Gunpowder Falls State Park	 National Aquarium	 UMD Insect Zoo	 Rock Creek Nature Center - Planetarium	 Jug Bay Wetlands

WHAT TO BRING...



July 6-10

Brookside Nature Center/ Pool- swimsuit, towel, change of clothes, sunscreen, water bottle, nut-free lunch

Calvert Marine Museum-sunscreen, water bottle, nut-free lunch

SciTech Learning Lab- **WAIVER**, sunscreen, water bottle, nut-free lunch

College Park Aviation Museum/ KAH Office- sunscreen, water bottle, nut-free lunch

Maryland Science Center- **Science Camp Shirt**, water bottle, nut-free lunch

July 13-17

GTC Rock Shop/ KAH Office- sunscreen, water bottle, nut-free lunch


Meadowside Nature Center- swimsuit, towel, change of clothes, sunscreen, water bottle, nut-free lunch

Watermark Eco Cruise/ Beach Day- swimsuit, towel, change of clothes, sunscreen, water bottle, nut-free lunch

Goddard Space Flight Center/ Patuxent Research Refuge - sunscreen, water bottle, nut-free lunch

NOVA Wild- **Science Camp Shirt**, sunscreen, water bottle, nut-free lunch

WHAT TO BRING...



July 20-24

Maryland Zoo- **Science Camp Shirt**, sunscreen, water bottle, nut-free lunch

Patapsco State Park- swimsuit, towel, change of clothes, sunscreen, water bottle, nut-free lunch

Crystal Grottoes Cavern/ KAH Office- sunscreen, water bottle, nut-free lunch

The Computer Museum/ Nature Center- sunscreen, water bottle, nut-free lunch

Air & Space Museum - Udvar-Hazy Center- **Science Camp Shirt**, sunscreen, water bottle, nut-free lunch

July 27-31

Gunpowder Falls State Park- swimsuit, towel, change of clothes, sunscreen, water bottle, nut-free lunch

National Aquarium- **Science Camp Shirt**, sunscreen, water bottle, nut-free lunch

Wheaton Regional Park/Pool Day - swimsuit, towel, change of clothes, sunscreen, water bottle, nut-free lunch

Rock Creek Nature Center Planetarium/ KAH Office- sunscreen, water bottle, nut-free lunch

Jug Bug Wetlands- **WAIVER**, sunscreen, water bottle, nut-free lunch

Everyday your camper will need



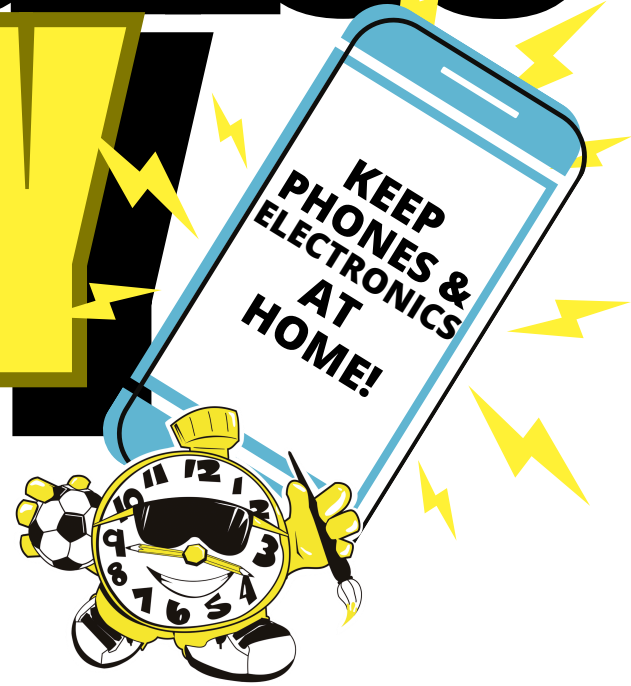
PACKING LIST

- Bathing Suit
- Towel
- Bag Lunch
- Sunscreen
- Change of Clothes
- Sneakers
- KAH Swim Shirt on Pool Days

IMPORTANT



ELECTRONICS POLICY!



Do you remember the butterflies in your stomach on the first day of school or joining a new team? Do you remember when you had to solve those little problems of childhood (where to sit, who to sit with, asking an adult for help)? Or how those jittery feelings at the beginning of the day slowly dissolved as you felt comfortable and learned that YOU could solve your own problems. These are important lessons that our children (grandkids in my case) need to learn as part of growing up. We want kids to tackle these movements head-on, without a digital crutch. Cell phones and electronics get in the way of that important growing process.


Cell phones and electronics hinder these important goals. Not to mention having to police the content kids may be viewing. For these reasons, phones and watches should NOT be brought to camp. Please don't have your child "hide" their phone in their backpack. When we see phones or electronics we will make sure they are kept safe for the day and we will return them to families at pick-up.

Devices found at camp will be collected by the KAH staff and given back to campers at the end of the day.

For campers who have been found using a cell phone (or other electronic devices) multiple times, staff may take further disciplinary action.

Electronics to keep at home include:

Phones, smartwatches, gaming devices (ex. Nintendo Switch), mobile devices, computers



FAQ'S



Can my camper bring a cell phone?

At camp, we encourage campers to build connections with each other and take a break from electronic devices. We kindly request that all campers refrain from bringing their devices. Electronic devices will be collected by staff and returned to families at the end of the day. More about this can be seen in our Electronics Policy in this packet.



What if my child doesn't know how to swim?


We train our staff to assume that NONE of our campers know how to swim - no matter how many times they claim they are captain of the swim team. Campers must remain in designated areas where they can stand at all times. Our campers have the option to take a swim test to access deeper areas of the pool. Campers must always remain in areas supervised by lifeguards and our KAH staff. Our team is actively engaged in the water with the kids, and monitoring from the pool deck.

While our staff members may have lifeguard training, they serve as additional support to the pool staff and lifeguards. Swimming and water play at camp are incredibly fun, but we take safety extremely seriously during these activities.

Is there a camp orientation, will I be able to meet the staff before the first day of camp?

Absolutely! **June 30th, 6pm - 7pm at Garrett Park Elementary!** This event is open to both kids and families, offering a chance to meet counselors and address any questions you may have. Should you have questions before the orientation, don't hesitate to contact your director (details provided in this packet) or reach out to our main office at 301-933-6888. We're always happy to chat about camp!





FAQ'S





What is the process for drop off and pick up?

We will have greeters set out at the front of each location with staff there ready to welcome your camper! We do ask that you check-in/out your camper each day using our electronic system. This is used for security and accountability purposes. Our staff will guide your camper to where they should put their things, and help them get settled into our activities!

What method of transportation does KAH use for field trips?

Science Camp primarily uses 14-passenger vans for transportation. These vans are operated by KAH staff who are over 21 and have completed a driving background check and a vehicle safety training.





FAQ'S



How and when is sunscreen applied?

We apply sunscreen 3 times a day (morning, lunch, and afternoon). Sunscreen application is done primarily by campers, staff are available to assist with this if necessary. Our staff are trained on the importance of sun safety, and the risks associated with sunburns and UV rays.

Sun Safety Tips:

1. Apply sunscreen on your camper before they come to camp
2. Send sun protective gear such as long-sleeve rash guards, hats.
3. Label your sunscreen!
4. Face sticks and spray sunscreens are easiest for campers and staff to apply.
5. Encourage your camper to practice applying their own sunscreen before camp starts.

My child has allergies (or will need to take medication while at camp) what forms do I need?

Medication Administration Form

If your child has allergies/asthma/diabetes you will need to complete an **Action Form** as well as the **Medication Administration form**.

Medications should be turned in to the camp director or group leader on your child's first day of camp and they will be returned to you on your child's last day of camp.

